

Welcome to the AccessibilityOnline Webinar Series



A collaborative program between the
ADA National Network and the
US Access Board



Session is Scheduled to begin at 2:30pm Eastern Time
We will be testing sound quality periodically

Audio and Visual are provided through the on-line webinar system. This session is closed captioned. Individuals may also listen via telephone by dialing 712-432-3100 code 930098 # (This is not a Toll Free number)

The content and materials of this training are property of the US Access Board and the Great Lakes ADA Center and cannot be used and/or distributed without permission. This program is funded through a contract agreement with the U.S. Access Board. For permission to use training content or obtain copies of materials used as part of this program please contact us by email at adata@adagreatlakes.org or toll free (877)232-1990 (V/TTY)

www.AccessibilityOnline.org

1



Webinar Features



- **Closed captioning** – click **CC** icon (top of screen) or control-F8 and adjust the captioning screen as needed
- **Customize your view** – choose “View” from the menu bar at the top of the screen and choose the layout you prefer from the dropdown menu.
- **Questions** - type and submit questions in the Chat Area Text box or press control-M and enter text in the Chat Area
- **Emotions/Hand-raising:** Please do not use these features during this session

2



Presenters



Peggy Greenwell



Bill Botten

UNITED STATES ACCESS BOARD

3



Accessible Golf Facilities

Session Agenda

- **ADA and ABA Standards**
- **Newly constructed vs. existing golf**
- **Other related provisions**
- **Golf facility provisions**
- **Alterations**
- **Questions**



4

Background and History

- Early 90's –Recreation Access Federal Advisory Committee – GCSSA represented
- Developed recommended accessibility guidelines for golf courses
- Board issues final rule – 2002 (later incorporated into revised ADAAG - 2004)
- Discussions followed on “accessible” golf cars

UNITED STATES ACCESS BOARD

5

Americans with Disabilities Act

Title II covers:

- State and local government facilities



6

Americans with Disabilities Act

Title III covers:

- **Commercial facilities**
- **Places of public accommodation**
- **Non-Profit as well as for-profit**



7

Architectural Barriers Act

Covers:

- **facilities that are designed, constructed, altered, or leased by, or on behalf of the United States.**
- **facilities receiving certain types of Federal Financial assistance.**

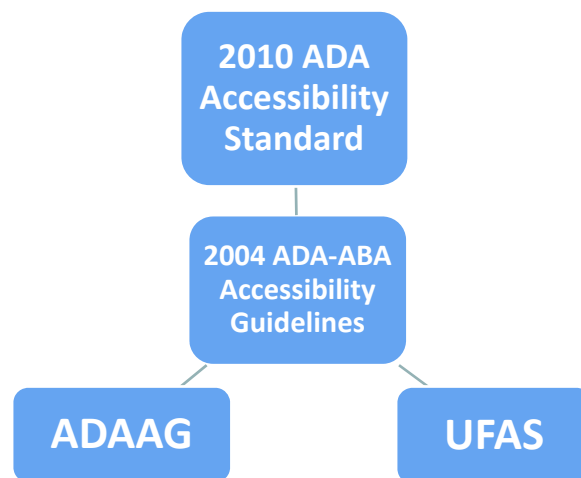


8

New Standards under the ADA & ABA

9

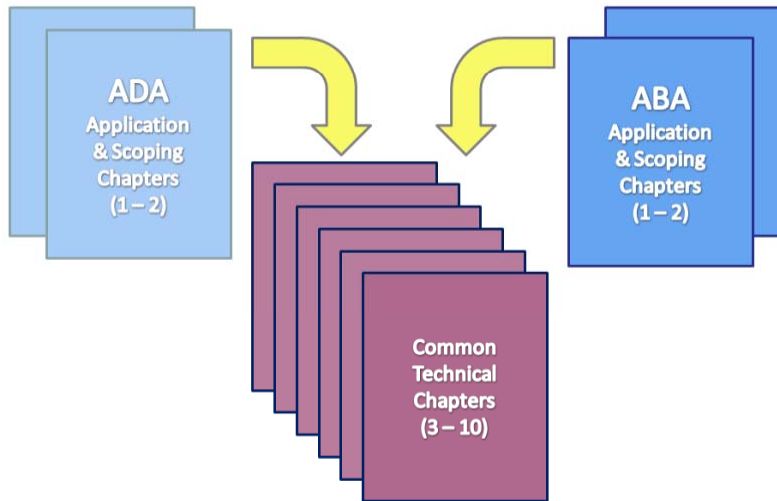
Updated accessibility guidelines and standards



UNITED STATES ACCESS BOARD

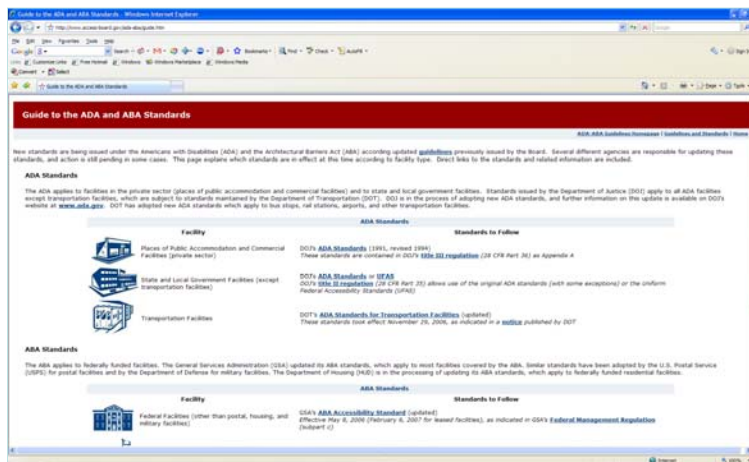
10

Updated ADA and ABA Guidelines (2004)



11

Online Guidance www.access-board.gov/ada/



12

DOJ's Revised ADA Rule (Regulations)


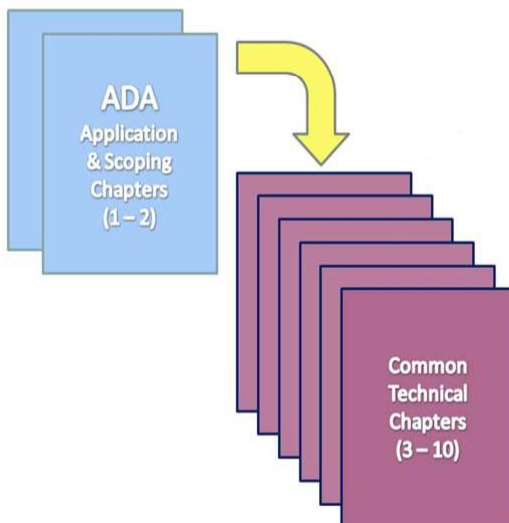
- Nondiscrimination policies
- 2010 Standards
 - New construction and Alterations
 - Additional design requirements
- Application of 2010 Standards to Existing facilities



13



DOJ's ADA Standards (2010)



Excluding ABA
Chapters 1 & 2
(pp. 72 – 140)



14

New Construction

15

New ADA Standards

DOJ's 2010 standards
(mandatory March 15, 2012)



Based on the Board's ADA-ABA Guidelines
(2004)

UNITED STATES ACCESS BOARD

16

Architectural Barriers Act Accessibility Standards (Federal facilities)

- Similar standards in effect for all federally funded facilities (except housing)
- Effective May 8, 2006 (February 6, 2007 for leased facilities) for new construction and alteration

17

Locating provisions

Table of Contents

ADA Application and Scoping

ADA Chapter 1: Application and Administration

ADA Chapter 2: Scoping Requirements

ABA Application and Scoping

ABA Chapter 1: Application and Administration

ABA Chapter 2: Scoping Requirements

Technical Chapters

Chapter 3: Building Blocks

Chapter 4: Accessible Routes

Chapter 5: General Site and Building Elements

Chapter 6: Plumbing Elements and Facilities

Chapter 7: Communication Elements and Features

Chapter 8: Special Rooms, Spaces and Elements

Chapter 9: Built-In Elements

Chapter 10: Recreation Facilities

18

Existing facilities

19

What Standards Apply to Existing ADA Facilities?

- Title II — Program accessibility
- Title III — Readily achievable barrier removal

*For more information, contact DOJ @ 800
514-0301*

20

Safe Harbor – Existing Facilities

- Elements that comply with 1991 Standards do not need to be modified to meet the 2010 Standards unless those elements are altered on or after March 15, 2012.

Safe Harbor does not apply to elements in existing facilities that were not subject to specific requirements in the 1991 Standards

For more information, contact DOJ @ 800 514-0301

21

Elements in 2010 Standards Not Subject to Safe Harbor

- | | |
|---|---|
| (A) Residential facilities and dwelling units | (I) Saunas and steam rooms |
| (B) Amusement rides | (J) Swimming pools, wading pools, and spas |
| (C) Recreational boating facilities | (K) Shooting facilities with firing positions, |
| (D) Exercise machines and equipment | (L) Miscellaneous. |
| (E) Fishing piers and platforms | (1) Team or player seating |
| (F) Golf facilities | (2) Accessible route to bowling lanes |
| (G) Miniature golf facilities | (3) Accessible route in court sports facilities |
| (H) Play areas | |

For more information, contact DOJ @ 800 514-0301

22

Golf facility elements

INCLUDED IN THE 1991 STANDARD

- Parking
- Exterior accessible routes
- Facility entrances
- Toilet and bathing facilities
- Locker rooms
- Restaurants and bars
- Retail spaces
- Club house

NOT INCLUDED IN THE 1991 STANDARD

- Teeing ground
- Putting green
- Weather shelters
- Golf car passage on course
- Practice facilities
- Other recreation amenities (swimming pools, etc.)

23

Other facility provisions

PARKING, PASSENGER LOADING ZONES, TOILET AND BATHING ROOMS, RETAIL SPACES, LOCKER ROOMS, RESTURANTS, BARS, AND OTHER SPACES AND ELEMENTS

24

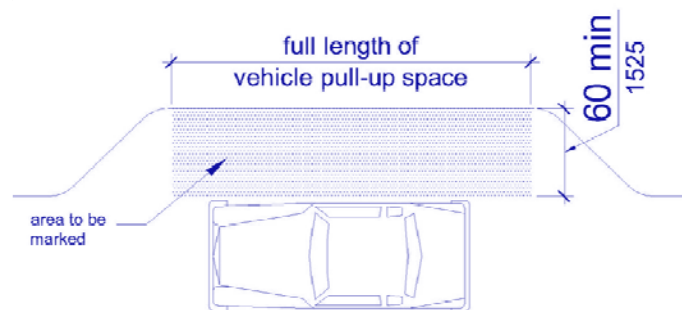
Passenger Loading Zones



At least 1 for every 100 linear ft. of loading zone space provided

25

Passenger Loading Zones



- **Aisles - same level as pull-up space**
- **Aisles to be marked**
- **No level changes in space or aisle**

26

Accessible Vehicle Parking

- Marking of access aisles
- Angled vans spaces (aisle on passenger side)
- Sign height (60" min.)



UNITED STATES ACCESS BOARD

27

Accessible Vehicle Parking



Total Parking in Lot	Required Minimum Number of Accessible Spaces
1 to 25	1
26 to 50	2
51 to 75	3
76 to 100	4
101 to 150	5
151 to 200	6
201 to 300	7
301 to 400	8
401 to 500	9
501 to 1000	2 percent of total
1001 and over	20 plus 1 for each 100 over 1000

1 OF EVERY 6 = VAN SPACE

UNITED STATES ACCESS BOARD

28

Exterior Accessible Routes



UNITED STATES ACCESS BOARD

29

Ramps


- Slope -1:12 max.
- Cross slope – 1:48 max.
- Clear width – 36” min.
- Rise – 30” max.
- Level landings
- Handrails (both sides)
- Edge protection



UNITED STATES ACCESS BOARD

30

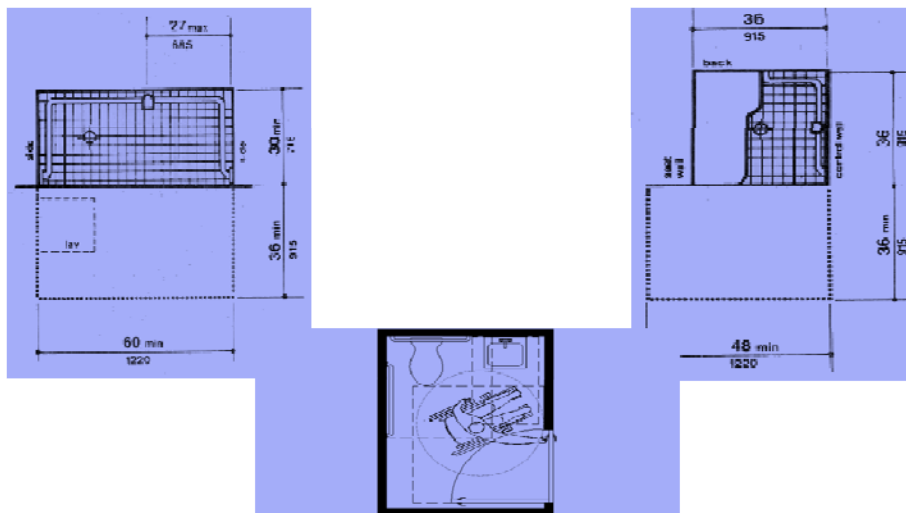
Interior Accessible Routes



UNITED STATES ACCESS BOARD

31

Toilet and Bathing Facilities

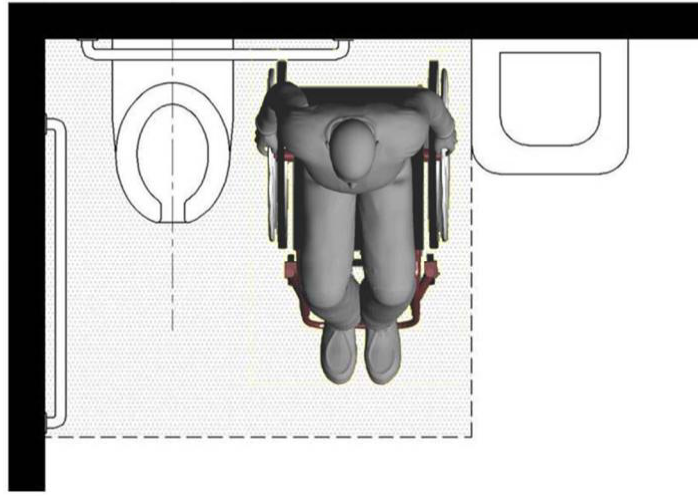


UNITED STATES ACCESS BOARD

32

Water Closet Clearance

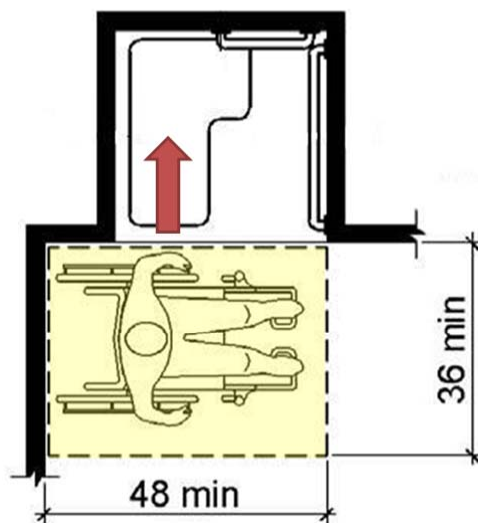
Allows space for side transfers



33

Transfer Stall

Clear floor space positioned for alignment with seat



34

Dressing, Fitting, & Locker Rooms (222)

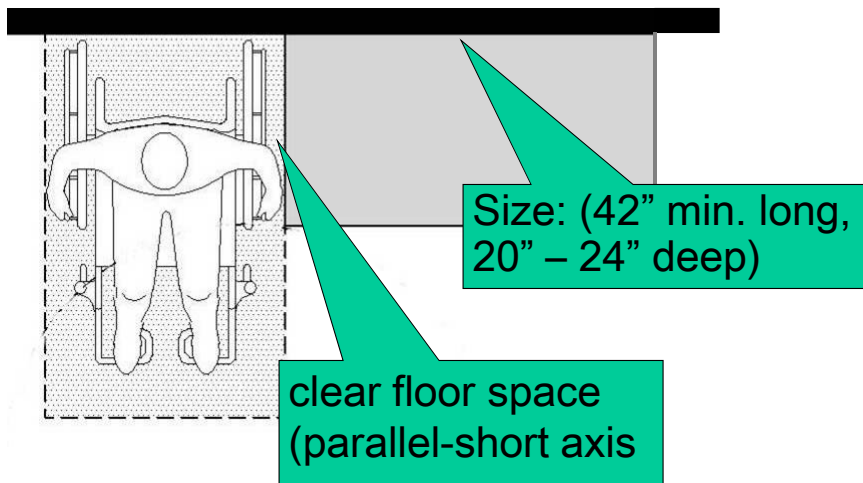
at least 5% of
each type of use
in each cluster



UNITED STATES ACCESS BOARD

35

[changing] Benches (903)



36

Saunas and Steam Rooms

- Where provided in a cluster, at least 5%, not less than one
- Turning space within the room—may be obstructed by readily removable seats
- Door swing can not swing into clear floor/ground space for bench



37

Drinking Fountains

Where provided -- exterior site, floor, or secured area

- 2 required (wheelchair & standing access)
- Alternative: single unit with dual access (e.g., “hi-lo” units)
- Multiple installations: 50% of each type (rounded up or down)

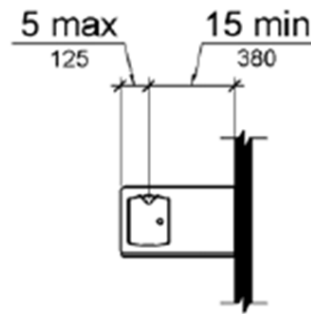


UNITED STATES ACCESS BOARD

38

Drinking Fountains

- Forward approach - all wheelchair units
- Clear floor space to be “centered”
- Height for standard units: 38 – 43 inches



UNITED STATES ACCESS BOARD

39

Signs

Where Signs Are Provided:

- **Tactile/ Visual** – identify permanent rooms & spaces
- **Visual** – directional or informational signs
- **Exempt:** temporary signs, building menus, directories, addresses, company names and logos



UNITED STATES ACCESS BOARD

40

Sales & Service Counters

227 Scoping

- Counters – 1 of each type
- Cash register not factor



904.4 Technical

- Accessible part same depth
- Parallel or forward approach
- No alternatives
- Security glazing – voice communication

UNITED STATES ACCESS BOARD

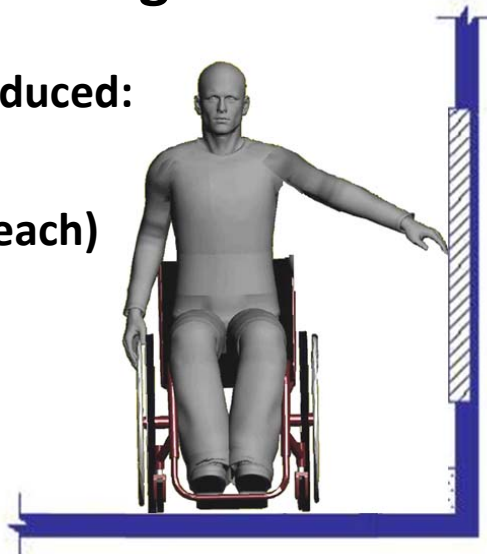
41

Reach Ranges

Side reach range reduced:

48" – 15"

(same as forward reach)



42

ATMs & Fare Machines

Access to 1 of each type at each location

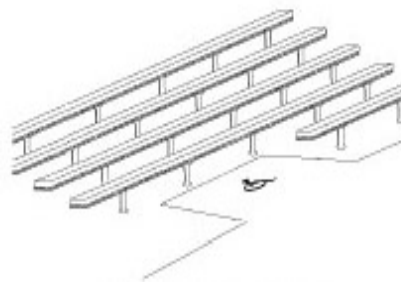
- **speech output**
- **privacy**
- **input controls**
- **display screen**
- **Braille instructions (for speech mode)**



43

Temporary facilities

- Bleachers for tournaments, assembly seating areas, portable toilet facilities, concessions, and all other available amenities.
- Access to temporary facilities on a golf course may be achieved through either an accessible route or golf car passage.



ACCESSIBLE BLEACHERS

UNITED STATES ACCESS BOARD

44

Temporary facilities



UNITED STATES ACCESS BOARD

45

Recreation Facilities



UNITED STATES ACCESS BOARD

46

Golf facility provisions

Accessible routes, , tee grounds, putting greens, driving ranges, weather shelters, and practice facilities

47

Golf Facilities

SCOPING PROVISIONS
Section 206.2.15 & 238

- Required accessible routes/golf car passages
- Number of teeing grounds, putting greens, and weather shelters required to be accessible
- Practice putting greens, practice teeing grounds, and teeing stations

48

Golf facilities

TECHNICAL PROVISIONS

Section 1006

- Golf car passage
- Teeing grounds
- Putting greens
- Weather shelters
- Practice facilities




UNITED STATES ACCESS BOARD

49

Golf courses

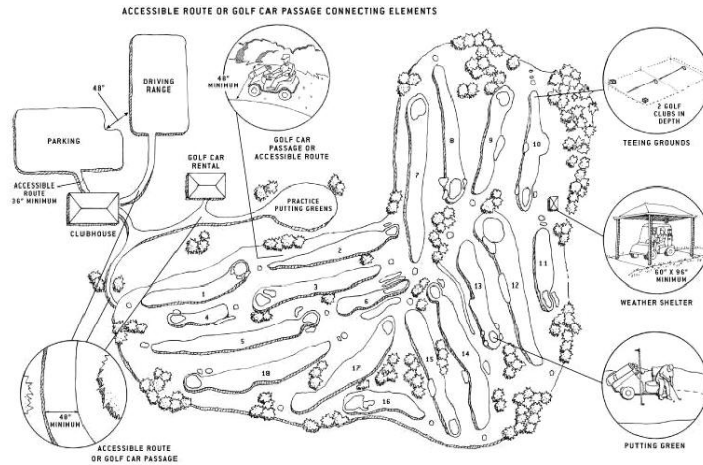
- In lieu of a compliant accessible route.
- Golf car passage – “Continuous passage on which a motorized golf car can operate”
- 48 inch minimum width
- 60 inches min width if handrails are provided



UNITED STATES ACCESS BOARD

50

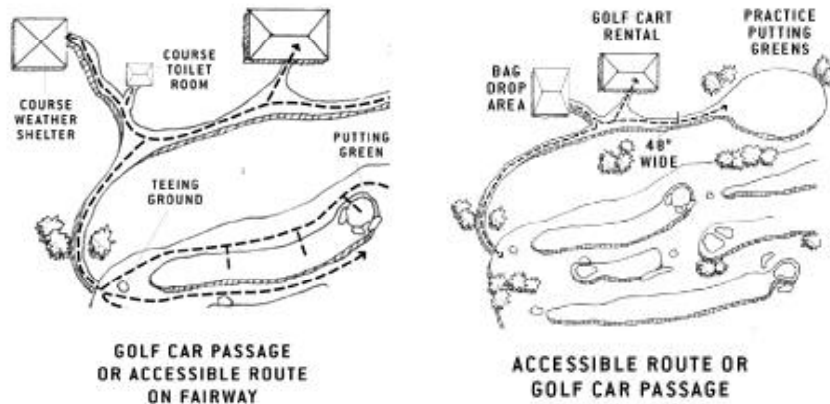
Accessible Routes or Golf Car Passage



UNITED STATES ACCESS BOARD

51

Connecting Elements



UNITED STATES ACCESS BOARD

52

Golf car passage



- 48 inch minimum width
- 60 inches min width if handrails are provided

UNITED STATES ACCESS BOARD

53

Golf car passage



- Course Barriers

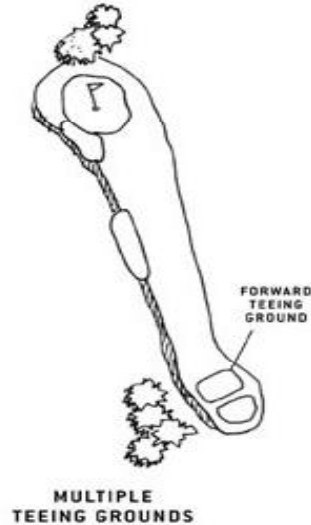
Openings at least 60 inches wide at intervals not exceeding 75 yards must be provided

UNITED STATES ACCESS BOARD

54

Multiple teeing grounds

- Forward tee – accessible except in alterations where not feasible due to terrain
- 2 or more – forward tee
- 3 or more – at least two



UNITED STATES ACCESS BOARD

55

Golf courses

- Putting greens – each putting green designed and constructed so that a golf car can enter and exit



UNITED STATES ACCESS BOARD

56

Driving ranges

- Where teeing stations or practice teeing grounds are provided, at least 5%, not less than



UNITED STATES ACCESS BOARD

57

Driving ranges

Teeing station or grounds required to be accessible shall be designed or constructed so that a golf car can enter and exit.



UNITED STATES ACCESS BOARD

58

Driving ranges

- 48 inch accessible route must connect accessible teeing stations to accessible parking.
- 60 inches where handrails are provided
 - Exception: Golf car passage permitted in lieu of accessible route.



UNITED STATES ACCESS BOARD

59

Weather shelters

- Clear space of 60 inches minimum by 96 inches minimum



WEATHER SHELTER

UNITED STATES ACCESS BOARD

60

Accessible Golf Cars

DOJ Advance Notice of Proposed Rulemaking on
Equipment and Furniture (ANPRM)

Comment period closed January 24, 2011

Available for public review at

www.regulations.gov



UNITED STATES ACCESS BOARD

61

Alterations to existing facilities

62

What's Considered an Alteration?

- Examples of alterations
 - Redesigning teeing grounds
 - Re-surfacing parking lot
- Mowing and other general maintenance activities are not considered an alteration



UNITED STATES ACCESS BOARD

63

Requirements for Alterations

- Follow accessibility standards new construction
- “Technically infeasible”
- “What you touch - you fix”

- Alterations to “primary function areas” carry additional obligation

UNITED STATES ACCESS BOARD

64

Teeing grounds – Alterations

- Not required to make the forward tee accessible where compliance is not feasible due to terrain



UNITED STATES ACCESS BOARD

65

Technical Assistance Material



<http://www.access-board.gov/indexes/pubsindex.htm>

Questions?

You May Type and Submit questions in the Chat Area Text Box or press Control-M and enter text in the Chat Area

67

Where to direct questions



U.S. Department of Justice

- Implementing regulation and additional requirements
- Requirements for existing facilities – title II & III

(800) 514-0301 (voice)

(800) 514-0383 (TTY)

www.ada.gov



U.S. Access Board

- 2010 Accessibility Standards for new construction and alterations

(800) 872-2253 (voice)

(800) 993-2822 (TTY)

(202) 272-0081 (FAX)

ta@access-board.gov

www.access-board.gov

68

**Thank you for participating
in today's webinar**



Next scheduled session:

"Accessible Courthouses and Courtrooms"

February 2, 2012

www.AccessibilityOnline.org

877-232-1990 (V/TTY) ⁶⁹